

13AGC MAG CI

Under 18 AA Day 1 standings







Jul 7-18, 2013

Page: 1
Printed: 7/14/2013 10:22:48 PM

Men / 18

Session: 17M

Judge's Signatures

Rank	Num	Name	Gym							AA
1	70	Michael Tone	QLD	Diff: 4.500	4.700	4.500	4.400	4.400	4.700	
				Exec: 7.550	7.750	8.800	9.150	9.200	8.350	
				ND: _____	_____	_____	_____	_____	_____	
				Final: 12.050	12.450	13.300	13.550	13.600	13.050	78.000
				Place: 7	5	1T	3	1	1	1
2T	132	Scott Brooks	VIC	Diff: 4.900	4.300	4.700	5.200	4.900	4.700	
				Exec: 8.550	6.900	8.600	8.200	8.300	8.000	
				ND: _____	_____	_____	_____	_____	_____	
				Final: 13.450	11.200	13.300	13.400	13.200	12.700	77.250
				Place: 1	7	1T	5	3	2	2T
2T	69	Robert Thornton	QLD	Diff: 4.700	5.400	5.000	4.400	4.300	4.300	
				Exec: 8.300	8.000	8.100	9.050	7.550	8.250	
				ND: -0.100	_____	_____	_____	_____	_____	
				Final: 12.900	13.400	13.100	13.450	11.850	12.550	77.250
				Place: 3	1	3	4	5	3	2T
4	1	James Bacueti	ACT	Diff: 5.200	4.500	4.300	5.600	5.000	4.500	
				Exec: 8.050	8.400	8.000	9.050	5.550	7.650	
				ND: _____	_____	_____	_____	_____	_____	
				Final: 13.250	12.900	12.300	14.650	10.550	12.150	75.800
				Place: 2	2	4	1	8	4	4
5	111	Christopher Remkes	SA	Diff: 5.900	4.800	3.800	5.200	4.600	3.300	
				Exec: 6.900	7.850	7.750	8.050	8.700	8.750	
				ND: -0.200	_____	_____	_____	_____	_____	
				Final: 12.600	12.650	11.550	13.250	13.300	12.050	75.400
				Place: 4	4	6	6	2	5	5
6	19	Jordan Papandrea	NSW	Diff: 4.400	3.700	3.000	3.600	4.100	2.100	
				Exec: 8.050	9.100	6.550	9.200	7.650	8.700	
				ND: -0.100	_____	_____	_____	_____	_____	
				Final: 12.350	12.800	9.550	12.800	11.750	10.800	70.050
				Place: 5	3	8	7T	6	7	6
7	133	Griffin James	VIC	Diff: 2.100	3.500	1.800	3.800	3.500	2.400	
				Exec: 8.750	6.450	7.500	9.000	7.750	7.150	
				ND: -6.000	_____	_____	_____	_____	_____	
				Final: 4.850	9.950	9.300	12.800	11.250	9.550	57.700
				Place: 9	8	9	7T	7	8	7
8	110	Ben Congedi	SA	Diff: _____	4.100	5.700	4.000	5.000	_____	
				Exec: _____	7.250	6.300	8.200	7.450	_____	
				ND: _____	_____	_____	_____	_____	_____	
				Final: _____	11.350	12.000	12.200	12.450	_____	48.000
				Place: 10	6	5	10	4	9*	8
9	112	Clay Stephens	SA	Diff: 5.800	_____	3.700	4.400	_____	_____	
				Exec: 6.900	_____	7.450	9.400	_____	_____	
				ND: -0.600	_____	_____	_____	_____	_____	
				Final: 12.100	_____	11.150	13.800	_____	_____	37.050
				Place: 6	9*	7	2	9*	9*	9
10	134	Matthew Seduikis	VIC	Diff: 5.300	_____	_____	4.400	_____	3.500	
				Exec: 6.350	_____	_____	8.350	_____	7.400	
				ND: _____	_____	_____	_____	_____	_____	
				Final: 11.650	_____	_____	12.750	_____	10.900	35.300
				Place: 8	9*	10	9	9*	6	10